

Ryerson University Library and Archives - University of Toronto Direct Borrower's Agreement

Final Use Report

Since 2010/11, the Library has been funding access to the University of Toronto Libraries (UTL) on behalf of Ryerson's faculty, staff, and graduate students. This agreement, known as the U of T Direct Borrower's Agreement, allows Ryerson faculty, staff and graduate students to browse the collections, and borrow items directly from UTL. During this time we have been monitoring use of the UTL Collections. This report includes statistics such as the number of borrowers, usage by department, and some analysis of borrowed titles.

Executive Summary

Declining Usage and Increasing Costs

- In 2012-13, the Library paid \$87,455 for approximately 350 individuals' direct borrowing privileges at an imposed rate of \$250 per card.
- On July 1st, 2013, U of T increased this fee to \$300 per card. We were able to negotiate a flat rate of \$90,000 for the 2013-14 year, however, only 220 individuals made use of the service, which works out to approximately \$400 per card.

Borrowed materials already available at Ryerson

- U of T has provided some data about the titles borrowed by Ryerson community members. Analysis shows that approximately 41% of titles borrowed are already available at Ryerson.

More Cost-Effective to Purchase Unavailable Materials

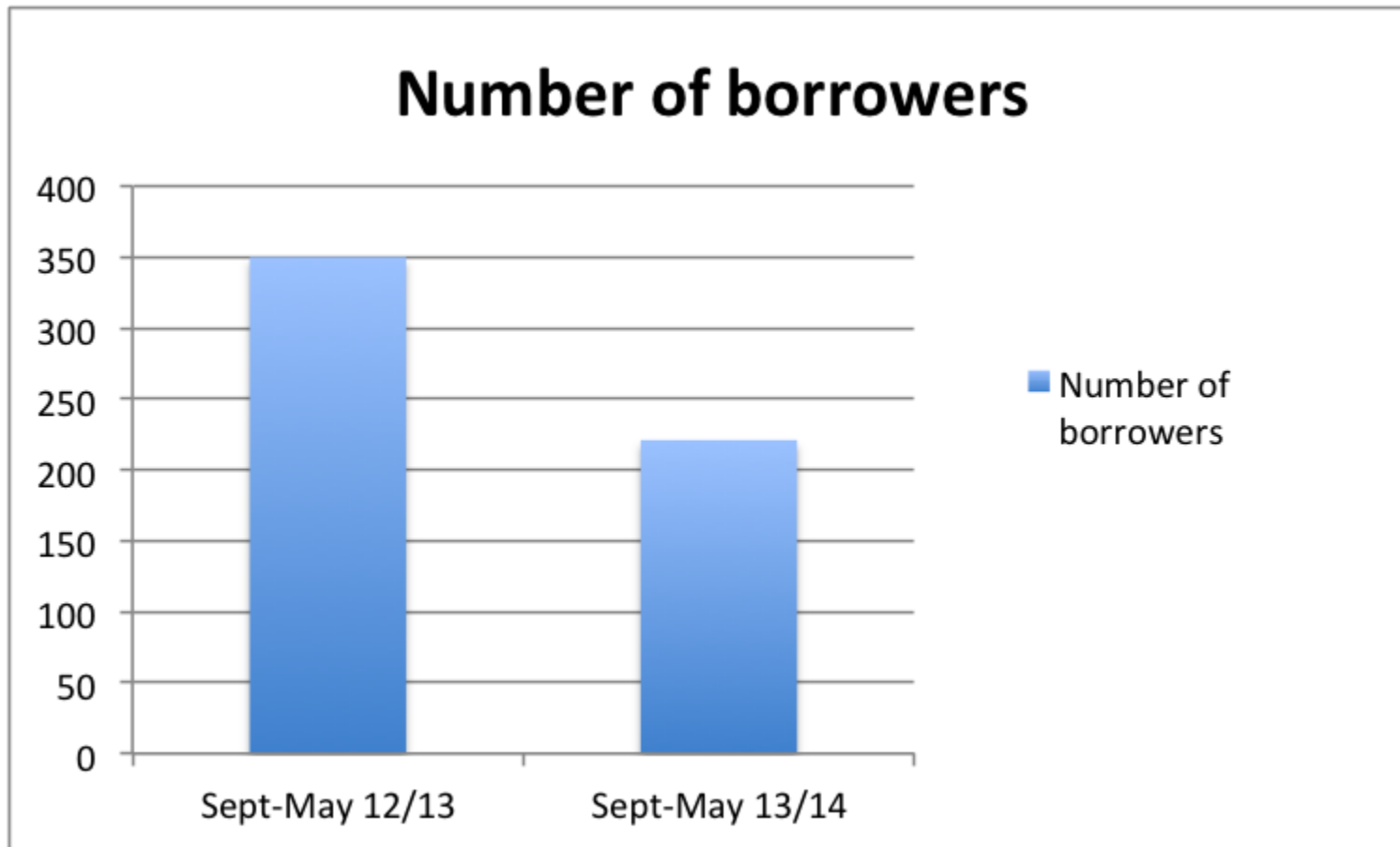
- Materials that are not available at Ryerson are easily available for purchase, at a much reduced cost compared to the cost of the agreement. Note that the original intent of the Direct Borrower's Agreement was to provide access to rare, out-of-print items, however, the evidence points to usage of titles that are readily available for acquisition.

New Student Learning Centre will provide more study space

- Feedback from graduate students has indicated that access to study space at UTL is more valued than access to collections - with the Student Learning Centre opening in 2015, more study space will be available to Ryerson students, with dedicated space for graduate students.

Detailed Statistics

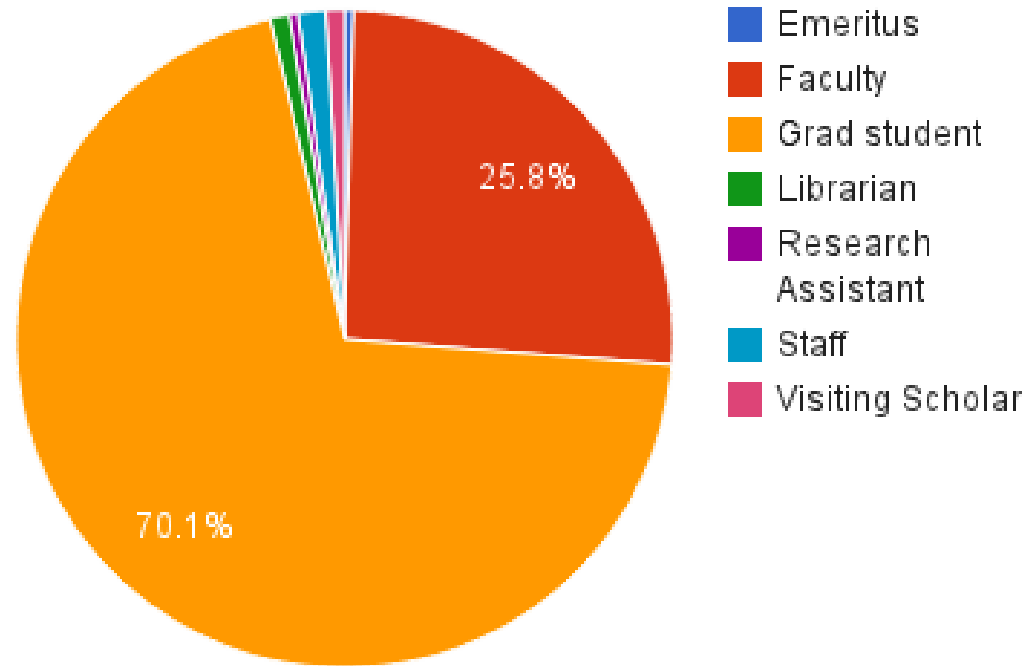
Current cardholders



All figures are current as of May 31, 2014

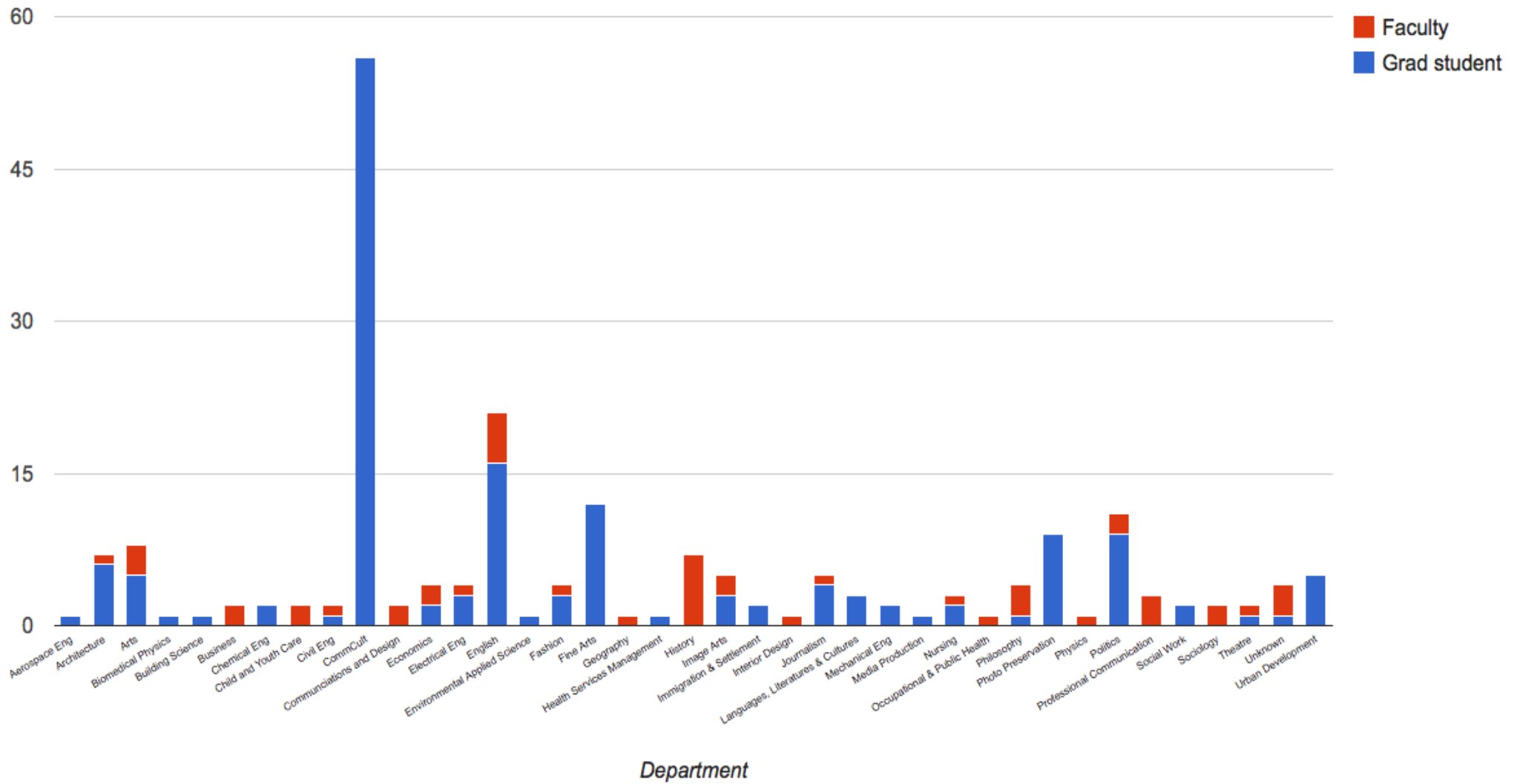
Who is using the service?

User categories (13/14)



All figures are current as of May 31, 2014

Borrowers by department



All figures are current as of May 31, 2014

Department	Grad student	Faculty
Aerospace Eng	1	
Architecture	6	1
Arts	5	3
Biomedical Physics	1	
Building Science	1	
Business		2
Chemical Eng	2	
Child and Youth Care		2
Civil Eng	1	1
Communications and Culture*	56	
Communications and Design		2
Economics	2	2
Electrical Eng	3	1
English	16	5
Environmental Applied Science	1	
Fashion	3	1
Fine Arts	12	
Geography		1
Health Services Management	1	
History		7
Image Arts	3	2
Immigration & Settlement	2	

All figures are current as of May 31, 2014

Interior Design		1
Journalism	4	1
Languages, Literatures & Cultures	3	
Mechanical Eng	2	
Media Production	1	
Nursing	2	1
Occupational & Public Health		1
Philosophy	1	3
Photo Preservation	9	
Physics		1
Politics	9	2
Professional Communication		3
Social Work	2	
Sociology		2
Theatre	1	1
Unknown	1	3
Urban Development	5	

* Joint Program with York University

All figures are current as of May 31, 2014

Titles on loan

Data collected are snapshots of titles on loan to Ryerson users at one given time. For privacy reasons, this is the only way that we can obtain title-level data.

Titles were checked for availability in our own collection. If they were not found, then they were sourced via our regular suppliers to see if they were readily available for purchase. Titles were also vetted for availability in our databases or freely online.

September 2013

Total number of items on loan	144
Total number held at Ryerson	63 (44%)
Total titles unavailable for purchase	2
Total cost of items available for purchase	\$5,163.13

October 2013

Total number of items on loan	342
Total number held at Ryerson	164 (48%)
Total titles unavailable for purchase	22
Total cost of items available for purchase	\$11,103.00

November 2013

Total number of items on loan	263
Total number held at Ryerson	123 (47%)
Total titles unavailable for purchase	16
Total cost of items available for purchase	\$7,215.16

January 2013

Total number of items on loan	155
Total number held at Ryerson	56 (36%)
Total titles unavailable for purchase	16
Total cost of items available for purchase	\$6,309.84

February 2013

Total number of items on loan	164
Total number held at Ryerson	67 (41%)
Total titles unavailable for purchase	13
Total cost of items available for purchase	\$3683.22

All figures are current as of May 31, 2014

May 2013

Total number of items on loan	260
Total number held at Ryerson	84 (32%)
Total titles unavailable for purchase	12
Total cost of items available for purchase	\$9627.31

All figures are current as of May 31, 2014